

# Mercer County Quick Facts: Children, Families, & Child Care

October 2022



## Children in Mercer County

10,707	Children Under Age 3
20,846	Children Under Age 5
18,226	Children Age 5 - 8 Years
15,831	Children Age 9 - 11 Years
17,085	Children under age 6 with Working Parents
21,284	School-age children (6-12) with Working Parents

## Families in Mercer County

41,176	Families with Children Under Age 18
28,160	Married Couples with Children Under 18
1,438	Dads Raising Children Under 18
6,269	Moms Raising Children Under 18
1,519	Grandparents Raising Grandchildren Under 18

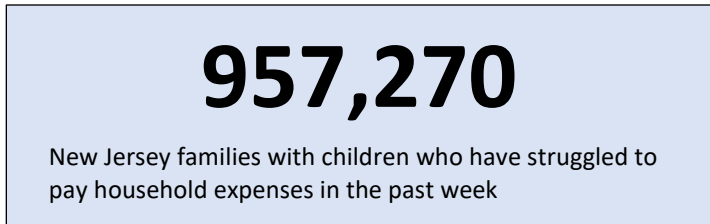
## Low Income Working Families in Mercer County

11.4%	% of Children under Age 5 Living in Poverty
8.4%	% of Children Age 5-17 Living in Poverty
15.2%	% of Families with Children Under 5 in Poverty
9.1%	% of Families with Children Under 18 in Poverty
37.2%	% of Families with Children Under 5 Living with a Single Mom in Poverty
24,955	Children Living Below 200% of Poverty
30.9%	% of Children Living Below 200% of Poverty
293,803	Children under 18/Food Insecurity in NJ
11.9%	% of Children under 18/Food Insecurity Mercer County

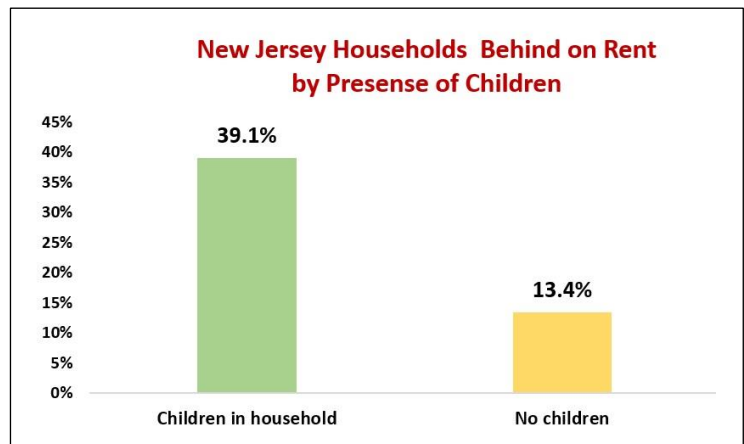
## Education Related Stats for Mercer County & NJ

1,776		Children enrolled in full-day Preschool
12,429		Children in Head Start (includes 3,423 in Early Head Start) NJ Statewide
<b>2019</b>	<b>2022</b>	<b>NAEP 4<sup>th</sup> Grade Reading Results</b>
16%	24%	% of White 4 <sup>th</sup> Graders Reading Below Grade Level/NJ Statewide
42%	46%	% of Hispanic 4 <sup>th</sup> Graders Reading Below Grade/NJ Statewide
46%	50%	% of Black 4 <sup>th</sup> Graders Reading Below Grade/NJ Statewide
45%	53%	% of Low-Income 4 <sup>th</sup> Graders Reading Below Grade/NJ Statewide
74,744		Children 6-17 Who Repeated a Grade (2018-2019)/NJ Statewide
6%		% of Children 6-17 Who Repeated a Grade/NJ Statewide

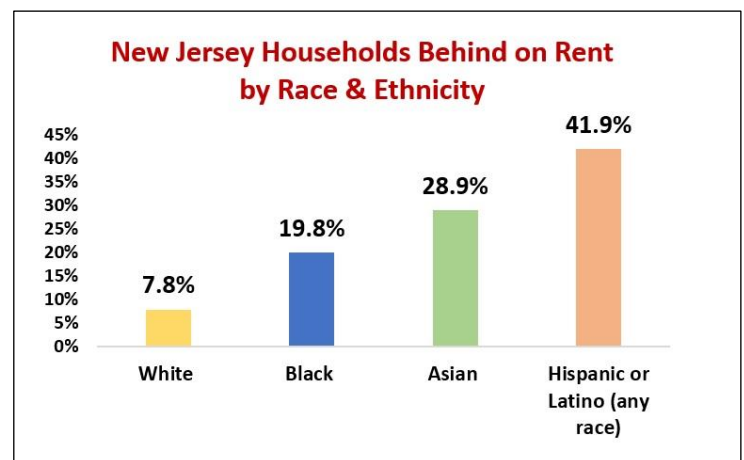
## COVID-19 Impact on Families with Children



Source: U.S. Census Bureau Household Pulse Survey, July 27 – August 8, 2022



Source: U.S. Census Bureau Household Pulse Survey, July 27 - August 8, 2022



Source: U.S. Census Bureau Household Pulse Survey, July 27 – August 8, 2022

Mercer County High School Graduation	
91%	High School on Time Graduate Rate (2019)
80%	High School Graduate Rate, Economically Disadvantaged (2019)

## Child Care Subsidies in Mercer County (NJ State Contract Year 2021)

1,364	Average Monthly Number of Children with Subsidy
878	Average Monthly Number of Families with Subsidy
1,349	Children in Licensed Care with Subsidy
98.9%	% of Children with Subsidy in Licensed Care
15	Children in Unlicensed Care with Subsidy
1%	% of Children with Subsidy in Unlicensed Care
Some	Provider Payment Rates at 75 <sup>th</sup> Percentile of Market Rate as Recommended by U.S. HHS

## 2021 Market Rates at 75<sup>th</sup> Percentile in Mercer County (Annual Fees for Families)

\$17,400	Center-based Infant Care Annual Fees
\$16,140	Center-based Preschool-age Annual Fees
\$9,600	Family Child Care Home Infant Annual Fees
\$9,000	Family Child Care Home Preschool Annual Fees
\$14,963	NJ Annual Cost of 4-Year Public College Tuition & Related Fees for In-State Residents (2022)

Source: [2021 Child Care Market Rate Survey](#), Rutgers University, for NJ Dept. of Human Services, Division of Family Development (July 5, 2022).

The Division of Family Development (DFD) is temporarily paying a \$300 per child per month differential for providers caring for children whose care is paid for with a subsidy to support access to child care for low income families and to help stabilize the child care market. With COVID-19 rates up and down, this is critical support for both families and child care businesses.

Child Age Group	Center Providers					Family Child Care Providers				
	75th Percentile Market Rate (Monthly Fees)	State Assistance Monthly Rate with differential payment (\$300 per child)	State Assistance Percentile of Market	75th Percentile Market Rate Annualized	State Assistance Annualized	75th Percentile Market Rate (Monthly Fees)	State Assistance Monthly Rate with differential payment (\$300 per child)	State Assistance Percentile of Market	75th Percentile Market Rate Annualized	State Assistance Annualized
Infant	\$1,455	\$1,524	81st	\$17,460	\$18,288	\$900	\$1,170	93rd	\$10,800	\$14,040
Toddler	\$1,400	\$1,351	69th	\$16,800	\$16,212	\$800	\$1,170	93rd	\$9,600	\$14,040
Preschooler	\$1,260	\$1,207	69th	\$15,120	\$14,484	\$800	\$1,027	91st	\$9,600	\$12,324
School-age	\$575	\$1,150	94th	\$6,900	\$13,800	\$764	\$1,027	93rd	\$9,168	\$12,324

Source: [2021 Child Care Market Rate Survey](#), Prepared by the School of Social Work, Rutgers University, for New Jersey Department of Human Services, Division of Family Development (July 5, 2022).

### Sources:

- U.S. Census Bureau, [Table B09001 Population Under 18 Years of Age](#), 2021 American Community Survey, 1 Year Estimates
- U.S. Census Bureau, [Table B23008, Age of Own Children Under 18 in Families by Living Arrangement & Employment Status](#), 2021 American Community Survey 1 Year Estimates.
- U.S. Census Bureau, [School-age Children with Working Parents](#), 2021 American Community Survey 1 Year Estimates, Public Use Microdata
- U.S. Census Bureau, [Table DP03 Selected Economic Characteristics](#), 2021 American Community Survey 1 Year Estimates
- U.S. Census Bureau, [Table DP02 Selected Social Characteristics](#), 2021 American Community Survey 1 Year Estimates
- U.S. Census Bureau, [Table B17024 Age by Ratio of Income to Poverty Level in the Past 12 Months](#), 2021 American Community Survey, 1-Year Estimates
- National Center for Education Statistics, [2019 Reading Grades 4 and 8 Assessment Report Cards: Summary Data Tables for National and State Average Scores and NAEP Achievement Level Results](#). 2022 NAEP 4th Grade Reading Results, NJ. <https://www.nationsreportcard.gov/reading/states/achievement/?grade=4>
- NJ Department of Education, Full-day preschool enrollment, [NJ School Performance Report 2020-2021](#); High School Graduation Rates (2018-2019), [NJ School Performance Report 2018-2019](#).
- Annie E. Casey, Kids Count Data Center, New Jersey Profile: [Children Age 6-17 Who Repeated One or More Years of School](#).
- U.S. Census Bureau, Household Pulse Survey, [Table 2. Food Sufficiency for Households with Children, in the Last 7 Days, by Select Characteristics](#). July 27 - August 8, 2022. [Food Insecurity in New Jersey by County](#), Feeding America 2022.
- Child Care Connection, NJ State Contract Year subsidy data for Mercer County [2021 Child Care Market Rate Survey](#), Prepared by the School of Social Work, Rutgers University, for New Jersey Department of Human Services, Division of Family Development, July 5, 2022.
- U.S. College Board, Annual Survey of Colleges, [Public 4-Year Universities, Average 2021-22 Tuition and Fees at Public Four-Year Institutions by State](#)
- U.S. Census Bureau, Household Pulse Survey, [July 27 – August 8, 2022](#).

**Child Care Connection**  
<https://childcareconnection-nj.org/>

**Email: [mail@ccc-nj.org](mailto:mail@ccc-nj.org)**  
**Phone: (609) 989-7770**